

WINTER 2026

KALAMAZOO INSTITUTE OF ARTS

Sightlines

CELEBRATING 101 YEARS



KALAMAZOO INSTITUTE OF ARTS

314 S. Park Street
Kalamazoo, MI 49007
269.349.7775
museum@kiarts.org

EXECUTIVE DIRECTOR

Michelle Hargrave

MUSEUM AND GALLERY SHOP HOURS

Wednesday 11am–5pm
Thursday 11am–8pm
Friday–Saturday 11am–5pm
Sunday 12–4pm

2025–2026 BOARD OF DIRECTORS**EXECUTIVE COMMITTEE**

Danielle Mason Anderson, Chair
Bjorn Green, First Vice Chair
Oliver S. Howell, Second Vice Chair
Perry Wolfe, Past Board Chair
Jim Stephanak, Treasurer
Lori Knapp, Secretary
Dr. L. Marshall Washington, Member at Large
Darren Timmeney, Member at Large

BOARD MEMBERS

Casey Alger, Danielle Mason Anderson,
Dr. Cheryl Dickson, David Feaster, Bjorn
Green, Dr. Vishal Gupta, Sonya Hollins,
Oliver S. Howell, Alice Kemerling, Lori Knapp,
Emily Lee, India Manns, Stephen Mucci, Paul
Nielsen, Jim Stephanak, Darren Timmeney,
Thomas Turner, Erin Visscher, Dr. L. Marshall
Washington, Perry Wolfe

The Kalamazoo Institute of Arts is accredited
by the American Alliance of Museums



Generous support to the KIA provided by:



Suzanne U.D. Parish Foundation
The Jim Gilmore Jr. Foundation
Havirmill Foundation
The Burdick-Thorne Foundation
The H.P. & Genevieve Connable Fund
The Marvin and Rosalie Okun Foundation

COVER IMAGE CREDIT:

Mr. Bailey, *Octopus Shoe*, 2018, collection of
Mr. Bailey. Courtesy American Federation of
Arts and the Bata Shoe Museum



Dear Friends,

Winter at the Kalamazoo Institute of Arts (KIA) promises both warmth and wonder. We're kicking off a season that spotlights process, design, and technique—lifting the veil on how artists think, experiment, and create. From studio methods to cutting-edge fabrication, you'll see how ideas become art in ways the KIA hasn't shown before.

In our galleries, *Washi Transformed: New Expressions in Japanese Paper* (through January 11, 2026) reveals how nine artists transform a timeless material into sculpture, installation, and luminous works on paper. The *Kirk Newman Art School Faculty Review* (through January 25, 2026) centers on process, with more than 50 artist-educators sharing new directions in ceramics, sculpture, painting, jewelry, photography, fiber, and more. Opening November 15, *Taekyeom Lee: Designed, Printed & Fired* (through March 8, 2026) brings 3D printing together with traditional ceramics to reimagine graphic design into a multisensory experience. And just ahead, *Future Now: Virtual Sneakers to Cutting-Edge Kicks* steps in February 7–June 7, 2026, pushing the boundaries of what footwear can be across fashion, gaming, new media, and sustainable materials.

Throughout the season, our programs invite deeper engagement: we welcome poet and Freedom Reads CEO Reginald Dwayne Betts from November 12–19 for programs exploring poetry, justice, and the power of art to open doors—including a community conversation at Western Michigan University, and an Artful Evening and book discussion focusing on *Felon: Poems*. On November 15, warm up with a Sake Tasting. Beyond these highlights, enjoy a full slate of Wonder Walks, Gallery Gatherings, a special off-site ArtBreak at the Kalamazoo Book Arts Center, hands-on family activities in the Meader Fine Arts Library, the documentary *Between the Folds*, plus Free Thursdays and kid-friendly Gallery Go Bags that make every visit easy and fun.

Mark your calendars for our 52nd Annual Holiday Art Sale, December 4–6. It's the best place to find unique, handmade gifts while supporting local artists and the Kirk Newman Art School. Enjoy Members' Night on Thursday, December 4 (4–8 pm) before doors open to everyone on Friday evening.

We're also bringing back Adopt a Work of Art, your chance to champion 23 favorites from the collection, including Dale Chihuly's *Kalamazoo Ruby Light Chandelier*, Deborah Butterfield's *Hoku (Untitled.2411)*, and Kay WalkingStick's *North Rim Clouds*. Each adoption is an exclusive opportunity to underwrite conservation, research, and access, safeguarding these works for future generations.

Finally, don't miss Member Appreciation Week, January 26–30, with perks and surprises just for you!

This season is sure to be memorable at the KIA. Thank you for the many ways you show up—for artists, for students, and for one another. We can't wait to welcome you.

With gratitude,

Michelle Hargrave
Executive Director





4 NEWS & NOTES

page 4

Holiday Art Sale
High School Area Show
Gallery Go Bags
Gallery Shop
Hands On Returns March 6
Free Thursdays at the KIA
Donor Highlight
Member Spotlight
KIA Events & Celebrations



Find the perfect gift at the 52nd annual Holiday Art Sale featuring artworks from the more than 160 faculty and students of the Kirk Newman Art School.

8 EXHIBITIONS

Collection Highlight
Washi Transformed: New Expressions in Japanese Paper
KNAS Faculty Review
Taekyeom Lee: Designed, Printed & Fired
Future Now: Virtual Sneakers to Cutting-Edge Kicks

page 9



Experience the exhibition that contrasts cutting-edge technology with hands-on craftsmanship, opens November 15.

12 PROGRAMS

page 12

Artful Evenings
ArtBreaks
Gallery Gatherings
Book Discussions
Family Programs



Reginald Dwayne Betts, poet, lawyer, and the founder and CEO of Freedom Reads visits the KIA

18 KIRK NEWMAN ART SCHOOL

page 18

The Art School offers online and on-site classes from ceramics and jewelry to printmaking and photography. Full and partial semester courses as well as one- and two-day workshops are available.



Winter class registration opens November 3 for members!

CONNECT WITH US:



KalamazooInstituteOfArts



KzooInstituteOfArts



kalamazooinstituteofarts



kalamazooinstituteofarts

STAY INFORMED!



Sign up for our weekly email newsletter at kiarts.org/newsletter



NEWS & NOTES

Holiday Art Sale: December 4-6

Celebrate the 52nd annual Holiday Art Sale in December, featuring original artworks from more than 160 faculty and students of the Kirk Newman Art School (KNAS). This unique, three-day shopping experience will help you find beautiful gifts for everyone on your list while also supporting local artists and KNAS programs. Items for purchase include original photography and paintings, hand pulled prints, fused glass works, functional pottery, metal garden art and sculpture, handcrafted jewelry, stationary and ornaments, fiber wearables, home decor, and much more!



Members' Night: Thursday, December 4 from 4–8pm.

Open to All: Friday, December 5 from 4–8pm as a part of Art Hop, and Saturday, December 6 from 9am–3pm.



Images depict a sample of artwork from previous Holiday Art Sales and will not necessarily be what is available at this year's sale.

High School Area Show

Calling all high school art students! If you live in Allegan, Barry, Berrien, Branch, Calhoun, Cass, Kalamazoo, St. Joseph, or Van Buren county and are in 9th–12th grade during the 2025–26 school year, you are eligible to apply to the High School Area Show. This juried exhibition, hosted by the KIA, will be on view April 11–May 10, 2026. Submissions will be open January 6–February 10 at kiarts.org/students.



Gallery Go Bags

Grab a new Gallery Go Bag—a special collection of books, games, and activities to encourage a kid-friendly exploration of the KIA. Check out bags from Meader Fine Arts Library to use throughout the galleries, including a special bag for *Washi Transformed: New Expressions in Japanese Paper* to complement the exhibition now on view.



Food & Drinks at the Gallery Shop

Stop by the Gallery Shop to try a new and fresh selection of grab-n-go food & beverage options. We have salads, sandwiches, and wraps, soda, and canned cold brew. Plus, enjoy pastries, including muffins and scones, from Walnut & Park Cafe, or a fresh brewed coffee from Water Street Coffee.

Hands On Returns March 6

Make Art and Take It Home in One Night

The KNAS's popular Hands On event returns Friday, March 6, from 6–9pm to coincide with the March 2026 Art Hop. Try a variety of activities and art projects using different media offered in KNAS classes.

Free Thursdays at the KIA

Enjoy free admission and extended hours until 8pm every Thursday, thanks to generous support provided by Art Bridges Foundation's Access for All program and the Efroymson Family Fund.

Special programs and events during Free Thursdays at the KIA will be indicated with this icon:



Art Bridges
Foundation

ACCESS
FOR ALL

EFROYMSON
FAMILY FUND
A CICF FUND

Donor Highlight

Dr. Susan Carter and her husband, Jim Rojeski, have been dedicated members of the KIA for 17 years. Their connection to the KIA continues to grow serendipitously, woven together by threads of jazz legend Stan Getz, Puerto Rican painter Olga Albizu, and a chance encounter with a familiar beloved piece in our permanent collection.

Longtime fans of jazz and bossa nova, Susan and Jim have built an extensive record collection that includes several Stan Getz albums featuring artwork by Albizu. They were delighted to see the original artwork—Albizu's *Untitled* (ca. 1965 oil on canvas) hanging in our galleries. Their deep admiration for Albizu inspired them to adopt her work.

The couple's participation with the KIA extends beyond appreciation: Susan has explored watercolor and ceramics at the KNAS, while Jim has studied photogravure, photography, printmaking, and lithography. Jim also lent his creative eye to the KIA's Annual Arts Fair as an event photographer, capturing the spirit of the event for the community. Their favorite exhibitions hosted at the KIA include *Sight and Feeling: Photographs by Ansel Adams* and the recent *Legendary Voices: Art for the Next Century*.

Their philanthropic spirit and generosity helps support the KIA's mission in the community, sustaining an arts and culture gem where art is for everyone. "Producing and appreciating art and music is so important to people's wellbeing. It's what makes us human. The KIA brings art to life for everyone in the community," say Jim and Susan.

Susan, a Clinical Child Psychologist and Registered Play Therapist, founded the Center for Change and Growth in 1997 which helps families navigate life's challenges. She plays the oboe in the Kalamazoo Concert Band and enjoys spending time reading works in various genres and traveling. Jim serves as President of the Kalamazoo Art League, fostering engagement with the arts locally and beyond. This year the two celebrated their 19th wedding anniversary.

We are profoundly grateful for their support, generosity, enthusiasm, and friendship. Jim and Susan would like everyone to know how much they appreciate the KIA!



Jim Rojeski & Susan Carter
Photo by Lauren DeBat

ADOPT A

WORK of ART

SEPTEMBER 2025-AUGUST 2026

Adopt a work of art to help support our permanent collection. Scan to see the available pieces:



Member Spotlight

Yashowanto (Jasho) Ghosh sees the pursuit of knowledge and creativity as lifelong processes that go hand in hand, fulfilling all of us at the deepest level. His relationship with the KIA began in February of 2024 when renowned ceramicist Suze Lindsay visited to present a 2-day workshop hosted at the Kirk Newman Art School (KNAS). He signed up for classes shortly after with his Educator Membership, making it his mission to explore each type of kiln the KNAS offers—from Anagama, saltfiring, to woodfire and beyond!

Working with clay on the kickwheel the old fashioned way allows Jasho to slow down his busy schedule and live in the moment. The hours of quiet reflection and focus act as a recharge from his esteemed academic commitments at Aquinas College, where he works as a professor of Improbability and Statistics.

Jasho speaks many different languages from around the world and continues to pursue academic ventures and post-graduate studies and spends time reading literary classics in their

original written languages. He is also a primary research draft reader for his colleagues in the field of mathematics.

Outside of working with ceramics, Jasho has taken darkroom photography classes where he enjoys the chemistry aspect of photo development. He likes to improve upon even the most challenging opportunities of the creative journey, reminding all "learning takes longer than doing. You cannot expect to have the same results as the instructor your first time trying something new. It takes years of practice to master a skill, and the difficulty involved is what leads to feeling accomplished."

Although Jasho lives and teaches in the Grand Rapids area, he consistently visits the KIA for classes, studio time, and member events and encourages other educators in the area to do the same. He looks forward to making many more new memories at the KIA and is excited to tap into the rest of what the KNAS has to offer!



Yashowanto (Jasho) Ghosh

KIA Events & Celebrations

Summer Jams

Singers, poets, and performers stepped up to the open mic at our three Summer Jams events. Look for more ways to engage and connect with your community during upcoming Free Thursdays programs and evenings like these at the KIA.



Photo by Lauren DeBat

Exploring our Exhibitions

Gallery Gatherings and ArtBreaks offer opportunities to dive deeper into our exhibitions. Prof. Eric Souther led a guided discussion of *Leo Villareal: Interstellar*, and we heard from *West Michigan Area Show* artists on the inspiration and process behind their work.



Community and Family Days

A special ¡Noche de Familia! (Family Night) featured food, music, art, and a celebration of Hispanic Heritage Month. Art Detectives explored the story of a curious cat before making their own artwork. Also, visitors at our Community Day helped build and decorate a community pot that was fired in the KIA's anagama kiln.



Collection Highlight

William Stanley Haseltine is known as one of the foremost American landscape painters of the mid-to-late 19th century. Born and raised in Philadelphia by an amateur painter mother and educated at the University of Pennsylvania and Harvard, he went abroad to study at the famed Düsseldorf Art Academy in 1855. After spending several years in Europe, he returned to the United States, but moved to Paris in 1866 and then to Rome the following year. Fond of traveling, he was one of many late-19th-century American artists from privileged backgrounds who spent years living abroad seeking education at Europe's major art schools, exposure to the continent's cultural heritage and artistic developments, and the cachet of living and working in his era's art world epicenters. Haseltine eventually spent several decades in Europe, living mostly in Rome (and maintaining a studio in a 17th-century palazzo there), but also regularly voyaged to scenic locales across Italy, Germany, France, Belgium, and the Netherlands. Haseltine enjoyed Rome's refined and cosmopolitan atmosphere and, along with his wife, presided over regular gatherings of the city's social elite, including artists, aristocrats, political leaders, and Catholic officials. He sold many of his paintings to American tourists, who found his detailed but romantic representations of scenic European locales appealing.

Haseltine fashioned this watercolor while staying in Blankenberge, a city on the North Sea in Belgium that had

hosted a thriving fishery since the 17th century. After a railroad to the town was completed in 1863, Blankenberge swiftly became a favorite destination for Belgium's wealthiest citizens, including politicians, artists, and even Habsburg royals. The painting demonstrates both Haseltine's technical proficiency and his selective, idealizing tendencies. Unlike the hasty sketches produced by many of his peers, Haseltine's *plein air* paintings are detailed and attentive, possibly as a result of his fastidious study of drawing technique as a youth and while training in Düsseldorf.

Although known for living and working abroad, Haseltine is also often associated with the Hudson River School—a group of American artists who became celebrated for their idealized representations of the natural world. Rather than show his fellow beachgoers in *Blankenburg #2*, Haseltine instead focused on the picturesque subject of a trio of commercial fishing boats, which, in Blankenberge, often landed on beaches to unload their catch. In so doing, he conformed to a larger pattern in late-19th- and early-20th-century European and American art wherein many cosmopolitan artists produced idealized representations of working-class fisherfolk. As they populated the walls of wealthy homes and grand galleries, paintings like *Blankenburg #2* became symbols of the yearning that many urbanites felt for the perceived simplicity of rural life.



William Stanley Haseltine, *Blankenburg #2*, 1875, watercolor on paper. Collection of the Kalamazoo Institute of Arts; Gift of the National Academy of Design and Helen Haseltine Plowden, 1961/2.285

EXHIBITIONS

Washi Transformed: New Expressions in Japanese Paper

THROUGH JANUARY 11, 2026

Washi Transformed: New Expressions in Japanese Paper presents over 30 highly textured two-dimensional works, expressive sculptures, and dramatic installations that explore the astonishing potential of this traditional medium. In this exhibition, nine Japanese artists embrace the seemingly infinite possibilities of *washi*, underscoring the unique stature this ancient art form has earned in the realm of international contemporary art. The breathtaking creativity of these artistic visionaries deepens our understanding of how the past informs the present, and how it can build lasting cultural bridges out of something as seemingly simple and ephemeral as paper. *Washi Transformed: New Expressions in Japanese Paper* was organized by Meher McArthur and is toured by International Arts & Artists, Washington, DC.



Yuko Kimura, *Little Waves*, 2020, Etching, monotype on kôzo handmade paper and kôzo bark fiber lace, thread, Image courtesy of Verne Collection, Photo by Will Slabaugh, © Yuko Kimura.



Kakuko Ishii, *Musubu W1*, 2007, Washi paper and pigment, Image courtesy of the artist, © Kakuko Ishii.



Sponsored by Joy Light East Asian Art Acquisition and Exhibition Fund

KNAS Faculty Review

THROUGH JANUARY 25, 2026

The biennial *Kirk Newman Art School Faculty Review* showcases why KNAS faculty members are among some of the leading artists in Southwest Michigan. Featuring new directions in the work of more than 50 professional artist-educators, this dynamic display not only showcases their artistic achievements but also highlights the creative processes that drive them. Visitors will encounter a wide range of media and approaches—ceramics, sculpture, painting, jewelry, photography, fiber, and more—while gaining insight into the techniques, experimentation, and methods at the heart of each practice. By emphasizing process, this year's biennial underscores the spirit of exploration and innovation that fuels both studio art and art education. Although many of these award-winning artists exhibit widely across the region, this is a rare opportunity to experience their works together as a team dedicated to making, teaching, and sharing the visual arts within and beyond the KNAS studios.



Mary Whalen, *Summer 2025*, 2025, photogravure. Courtesy of the artist.

Taekyeom Lee: Designed, Printed & Fired

NOVEMBER 15, 2025–MARCH 8, 2026

Taekyeom Lee: Designed, Printed & Fired will showcase the artist's innovative practice, which exists at the intersection of 3D printing technology and traditional ceramic making. Taekyeom's research and creative practice focus on making graphic design a more inclusive, multisensory, and interactive experience, challenging conventional views of design as a flat, vision-centered, screen- or paper-based medium. The artist blends ceramics and graphic design using a variety of materials, offering opportunities for both visual and physical exploration. *Designed, Printed & Fired* will illuminate Taekyeom's process of creating printed and tactile imagery on textured surfaces across various media, while considering themes of culture, identity, and memory.

The exhibition contrasts cutting-edge technology with hands-on craftsmanship, questioning whether the collaboration between human creativity and technology truly negates the concept of "man-made." Through hands-on experiences, Taekyeom invites visitors to engage with the tactile and spatial nature of his designs. In doing so, *Designed, Printed & Fired* challenges viewers to rethink the sensory and material aspects of design and the new forms that can emerge to create more accessible and engaging experiences for all.

Born and raised in South Korea, Taekyeom Lee became interested in design through a combination of technical curiosity and creative experimentation. Taekyeom's curiosity, combined with a personal health challenge that altered his perception of design and its functionality, has profoundly shaped his work. An internationally recognized interdisciplinary designer, researcher, and educator, Taekyeom is currently an Associate Professor of Graphic Design at Indiana University Bloomington. He earned an M.F.A. in Graphic Design from the University of Illinois at Urbana-Champaign and a bachelor's degree from Keimyung University in South Korea. His research explores unconventional materials and alternative solutions to create tangible typography, graphics, and designed objects through digital fabrication. Taekyeom's practice promotes a multisensory and accessible understanding of graphic design, aiming to make the field more inclusive, material, interactive, and playful.

Sponsored by Joy Light East Asian Art Acquisition and Exhibition Fund



Taekyeom Lee, *Composition with mod_dgn - 11130021b duotone*, 2019, 3D printed and glaze-fired mid-range porcelain clay. Courtesy of the artist.

Future Now: Virtual Sneakers to Cutting-Edge Kicks

FEBRUARY 7-JUNE 7, 2026

Future Now: Virtual Sneakers to Cutting-Edge Kicks is a groundbreaking new exhibition featuring nearly 60 futuristic footwear designs pushing the boundaries of what footwear can be. Exhibiting an incredible mix of fashion, design, gaming, new media, architecture, and material arts as well as sustainable and collaborative practices, the exhibition showcases work by designers as diverse as Rem D. Koolhaas and Zaha Hadid, innovators Mr. Bailey and Salehe Bembury, as well as designs made in collaboration with fashion icons Rick Owens, Stella McCartney, and Yohji Yamamoto, and top gaming and innovation companies such as PlayStation, Gravity Sketch, and more.

Future Now features sections exploring Innovation, Sustainability, Transformative, and Virtual shoes. Exhibition highlights include the self-lacing Nike MAG (first conceived for the movie *Back to the Future Part II*), digitally designed and 3D-printed shoes, sneakers made from mushroom leather and reclaimed ocean plastics, virtual footwear, and more.

The exhibition is co-organized by the American Federation of Arts and the Bata Shoe Museum, and curated by Elizabeth Semmelhack, Director and Senior Curator of the Bata Shoe Museum.



This exhibition at the Kalamazoo Institute of Arts is made possible, in part, with generous support from:

stryker

Scan to view *Future Now* sponsorship opportunities:



Look for this icon to explore Kirk Newman Art School classes inspired by design and the *Future Now* exhibition starting on page 18:



Nike, *Nike MAG*, 2015. Image courtesy of the Department of Nike Archives



Pegged sole of Berlin work slippers, English, ca 1860s. Collection of the Bata Shoe Museum. Image © 2023 Bata Shoe Museum. Photo: Ron Wood. Courtesy American Federation of Arts and the Bata Shoe Museum

KIA Highlights

Free Thursdays at the KIA

Enjoy free general admission and extended hours until 8pm every Thursday.

DATE	TIME	EVENT
November 3	8am	KNAS Winter Class Enrollment Opens for Members
November 7	11am–2pm	Museum Explorers: Homeschool Family Program at the KIA and Kalamazoo Valley Museum
November 8	11am–2pm	Washi Community Day
November 10	8am	KNAS Winter Class Enrollment Opens for All
November 12	7–8:30pm	Meet the Author: Discussing <i>Doggerel</i> with Reginald Dwayne Betts
November 13	6–7pm	Artful Evening: The Ways that Paper Leads to Freedom
November 15	11am–5pm	Opening Day of <i>Taekyeom Lee: Designed, Printed & Fired</i>
November 19	2–3pm	Book Discussion: <i>Felon: Poems</i> by Reginald Dwayne Betts
November 20	4–7pm	Gallery Shop Meet & Greet
November 21	4–6pm	Teacher Appreciation Night
December 4	4–8pm	Holiday Art Sale: Members' Night
December 5	11–11:45am	Wonder Walk: Technology and Art
December 5	4–8pm	Holiday Art Sale Open to the Public / Art Hop
December 6	9am–3pm	Holiday Art Sale Open to the Public
December 11	5:30–6pm	Gallery Gathering: <i>Washi Transformed: New Expressions in Japanese Paper</i>
December 17	12–1pm	ArtBreak: Screening of <i>Between the Folds</i>
December 17	2–3pm	Book Discussion: <i>Everything She Touched: The Life of Ruth Asawa</i> by Marilyn Chase
December 20	11am–3pm	Simple Folded Books
January 2	11–11:45am	Wonder Walk: Made in Many Ways
January 5		KNAS Winter Classes Begin
January 10	10:30am–Noon	Art Detectives: <i>An ABC of What Art Can Be</i> by Meher McArthur
January 11	Noon–4pm	Closing day of <i>Washi Transformed: New Expressions in Japanese Paper</i>
January 15	6–7:30pm	Frosty Fun Family Night
January 22	6–7pm	Artful Evening: Expanding the Senses of Design: Using Tactility and 3D Printing
January 25	Noon–4pm	Closing day of <i>KNAS Faculty Review</i>
January 26–30		Member Appreciation Week
January 30–31	9am–5pm	KNAS Visiting Artist Workshop in Ceramics—Using History as Inspiration with Margaret Bohls
February 2	8am	KNAS Spring Class Enrollment Opens for Members
February 7	11am–5pm	Opening day of <i>Future Now: Virtual Sneakers to Cutting-Edge Kicks</i>
February 9	8am	KNAS Spring Class Enrollment Opens for All

■ = Museum Education ■ = Exhibition Opening/Closing ■ = KNAS ■ = Other Events

PROGRAMS



In-person



All Ages



Free Thursdays



Virtual



Adult



Library

All programs are open to the public and free unless otherwise noted. Caregivers must stay with their children during family programs. Check out our YouTube page for select livestreamed programs.

ArtBreaks: A bimonthly lecture series featuring local artists, scholars, community leaders, and more.

Art Detectives: A monthly program for children ages 4-8, but all are welcome. Join us as we read a story, look at art, and make a project to take home.

Artful Evenings: A monthly series of special programs ranging from scholars' talks to interactive workshops. Support provided by the Art Bridges Foundation's Access for All Program.

Art Bridges
Foundation


ACCESS
FOR ALL

Book Discussions: Monthly discussions of selected books relating to topics in art. Participants are not required to read the book beforehand, but it will facilitate the discussion.

Gallery Gatherings: A monthly program featuring short, lightly-moderated conversations about selected artworks from ongoing exhibitions. Chairs and gallery stools are available.


Wonder Walks: A monthly program for children ages 2-4, but all are welcome. This program includes close looking at a few artworks and other activities. Free with admission.

Preregistration is strongly encouraged for all programs.



Making Art in Prison: Survival and Resistance by Janie Paul

Library Display: Poetry, Art, and Activism

November  




In recognition of Reginald Dwayne Betts's visit to Kalamazoo this month, stop by the library to check out his powerful poetry collections alongside titles reflecting the transformative power of art.

Wonder Walk: Made of Paper

Friday, November 7, 11-11:45am  

Join us for a guided walk through *Washi Transformed: New Expressions in Japanese Paper*, with interactive activities along the way. This exhibition features two-dimensional works, sculptures, and installations. Discover the remarkable ways nine Japanese artists transform paper into art.

Gallery Gathering: Kirk Newman Art School Faculty Review

Thursday, November 6,
5:30-6:30pm   

The biennial *Kirk Newman Art School Faculty Review* features new works by KNAS faculty members who work and teach in a wide variety of artistic media. During this extended Gallery Gathering, explore the exhibition with a few of the talented artist-educators whose work is included in the show.





2023 *Kirk Newman Art School Faculty Review*.
Photography by Colleen Woolpert.



Eriko Horiki, *Washi Light Object TANE*, 2017, Washi paper and resin mold, light fixture (steel), Image courtesy of the artist, © Eriko Horiki.



Museum Explorers: Homeschool Family Program at the KIA and Kalamazoo Valley Museum

Friday, November 7, 11am-2pm  

Homeschool families are invited to learn, create, and explore at the KIA and the Kalamazoo Valley Museum (KVM). This collaborative event offers interactive activities designed to promote interdisciplinary learning, creativity, and an appreciation for art, history, and science. For the complete schedule at both venues and to register, visit kiarts.org/events. This event is free with KIA admission.

Washi Collage with Collage Crew Kzoo

Friday, November 7, 5–8pm during Art Hop
Saturday, November 8, 11am–3pm



Come to the library and express yourself through collage with a sampling of washi paper, a traditional Japanese handmade paper. Some washi paper and tape will be provided to incorporate into your pieces. Be inspired by the exhibition on view, *Washi Transformed: New Expressions in Japanese Paper*. All supplies will be provided.



Washi Community Day

Saturday, November 8, 11am–2pm



Join us for a paper-inspired Community Day! Explore *Washi Transformed: New Expressions in Japanese Paper*. Washi, traditional Japanese paper, is the main medium of this exhibition, which features two-dimensional works, sculptures, and installations by nine Japanese artists. After viewing the exhibition, join the WMU Soga Japan Center for origami folding and Japanese calligraphy.



Kakuko Ishii, *Japanese Paper Strings Musubu R*, 2017, Washi paper (Mizuhiki) and pigment, Image courtesy of the artist, © Kakuko Ishii.

Sake Tasting

Saturday, November 15, 3–4:30pm



Cost: \$50 for KIA members, \$55 for non-members

Escape the November chill and warm up with a sampling of Japanese sake! During this special event, Keiko Nakajima and Jingran Wang will offer a brief presentation on the history and cultural significance of sake in Japan, followed by a guided tasting of a variety of sakes. Light hors d'oeuvres will be provided, and ticket price includes gallery admission. Arrive early or stay after to explore *Washi Transformed: New Expressions in Japanese Paper* before our galleries close at 5 pm. Seating is limited, and preregistration is required. Guests must be 21 or over and must present ID upon arrival.



Gallery Shop Meet & Greet Events

Thursday, November 20, 4–7pm



Thursday, December 18, 4–7pm

Join us for two special Meet & Greet events with the Gallery Shop team and a few local artists featured in the shop. Discover unique, handcrafted gifts while connecting directly with the people who co-produce an amazing experience for KIA visitors. As a thank you for supporting local artists, enjoy exclusive holiday discounts. Please note: additional discounts may not apply to consignment or clearance items.

Art Detectives: A Life Made by Hand: The Story of Ruth Asawa by Andrea D'Aquino

Saturday, November 8, 10:30am–Noon



Participants will learn about Japanese American artist Ruth Asawa. We'll explore *Washi Transformed: New Expressions in Japanese Paper*, featuring two-dimensional works, sculptures, and installations in paper by nine Japanese artists. Michiko Yoshimoto from the WMU Soga Japan Center will join us to guide an origami activity.



A Life Made by Hand: The Story of Ruth Asawa by Andrea D'Aquino

After this program, stay for Community Day to experiment with Japanese calligraphy and make more origami creations. You can also join the Collage Crew Kzoo in the library for a collage-making session.

ArtBreak: A Gift to the City She Loved: Genevieve Gilmore's Bequest

Wednesday, November 12, 12–1pm



In February of 1959, the front page of the *Kalamazoo Gazette* announced, "The city is to have a new art center," with costs of construction paid by Mr. and Mrs. Donald S. Gilmore. In addition to their extraordinary philanthropy, the Gilmores were KIA board members, art collectors, and skilled artists. Mrs. Gilmore's bequest to the KIA following her death in 1990



Dr. Jim Carter

was 66 masterpieces from her personal collection, including works by Degas, Renoir, Rembrandt, Cassatt, and Matisse. Led by Dr. Jim Carter, we will explore the life of Genevieve Upjohn Gilmore and her final gift to the city she loved.

Teacher Appreciation Night

Friday, November 21, 4–6pm



Join us for a special night dedicated to teachers! This is a free event for educators of all grade levels and subject areas. Enjoy food and drinks and learn about KIA resources for you and your students. Explore *Washi Transformed: New Expressions in Japanese Paper* and then get creative with drop-in art making activities. Gift bags are available for the first 30 attendees. Registration is strongly encouraged at kiarts.org/events.



Kakuko Ishii, *Japanese Paper Strings Musubu R*, 2012, Washi paper (Mizuhiki) and pigment, Image courtesy of the artist, © Kakuko Ishii.



Reginald Dwayne Betts

Reginald Dwayne Betts is a poet, lawyer, and the Founder and CEO of Freedom Reads, an initiative to radically transform access to literature in prisons. The author of a memoir and five collections of poetry, Betts is a MacArthur Fellow and holds a J.D. from Yale Law School. In his solo performance *Felon: An American Washi Tale*, Betts meditates on experiences of incarceration while exploring the creative and liberatory potentials of paper.


This programming is made possible by the generosity of our community partners and collaborators: Western Michigan University, the Arcus Center for Social Justice Leadership at Kalamazoo College, the Department of English at Kalamazoo Valley Community College, the Kalamazoo Public Library, the Kalamazoo Defender, the Kalamazoo Bar Association, and this is a bookstore & Bookbug.

To learn more and to register for these programs, please visit kiarts.org/betts.

Meet the Author: Discussing *Doggerel* with Reginald Dwayne Betts




Wednesday, November 12, 7-8:30pm  

Reginald Dwayne Betts's latest poetry collection, *Doggerel*, explores themes of Blackness, masculinity, vulnerability, and intimacy in a unique way—through the lens of dogs. This philosophical examination of everyday life, combined with Betts's personal experiences with incarceration and life after, integrates the political with the personal. Join us as we discuss *Doggerel* with Betts in the Multicultural Center at Western Michigan University. During the event, we will encourage and welcome community members' questions for the author. Books will be available for purchase and signing following the discussion.






Doggerel by Reginald Dwayne Betts

Artful Evening: The Ways that Paper Leads to Freedom

Thursday, November 13, 6-7pm   

During this talk, Reginald Dwayne Betts will explore *Felon: An American Washi Tale*, a solo show that confronts the weight and legitimacy of the word "felon" through poetry, visual art, and performance. Drawing from his own story—sent to prison at 16, discovering poetry behind bars—Betts will offer an immersive meditation on incarceration, identity, and the power of art to reshape the narrative of who we are and who we might become.

Book Discussion: *Felon: Poems* by Reginald Dwayne Betts

Wednesday, November 19, 2-3pm   

Reginald Dwayne Betts tackles the complexities of life after incarceration through powerful poetry.

Navigating themes of redemption, fatherhood, and identity, his poems offer a deeply personal reflection on justice, hope, and the long road to healing. This collection informs Betts's solo show *Felon: An American Washi Tale* in which Betts collaborated with artist Kyoko Ibe on sets made of "prison paper" sourced from clothes of incarcerated men. Please note that the author will not attend this event.



Felon: Poems by Reginald Dwayne Betts

Library Display: Embrace the Winter Blues



December  

Just for fun we've gathered a selection of blue titles from our collection. Hunker down with interesting art books all united by this beloved color. Titles include a variety of both nonfiction and fiction, so there is something for everyone.



Blue: A History of Color by Michel Pastoureau

Wonder Walk: Technology and Art

Friday, December 5, 11-11:45am  

Come along for a guided stroll through *Taekyeom Lee: Designed, Printed & Fired*. Discover how the artist uses unusual materials and digital tools such as 3D printers to create letters, graphics, and objects that invite visitors to engage with design through touch, sight, and play.



Taekyeom, *Mix-Match-And-Play*, 2025, 3D printed and glaze-fired mid-range porcelain clay. Courtesy of the artist.



Yoshio Ikezaki, *The Earth Breathes Mind Landscape 06*, 2008, handmade mulberry paper with charcoal powder. Image courtesy of Kylin Gallery, © Yoshio Ikezaki.

Gallery Gathering: *Washi Transformed: New Expressions in Japanese Paper*

Thursday, December 11,
5:30–6pm



The *Washi Transformed* exhibition includes an exciting variety of works in paper by contemporary Japanese artists, ranging from delicate two-dimensional pieces to dramatic installations. During this Gallery Gathering, we'll take a closer look at a selection of artworks from this breathtaking exhibition.

Art Detectives: *The Typefaces* by Scott Lambert

Saturday, December 13,
10:30am–Noon



In December, Art Detectives will search for hidden faces in the negative spaces of letters in a charming book by graphic designer Scott



The Typefaces, by Scott Lambert


Lambert. We'll then tour *Taekyeom Lee: Designed, Printed & Fired*. Using unusual materials and digital tools like 3D printers, Taekyeom creates letters, graphics, and objects that invite visitors to explore design through touch, sight, and play. We'll finish by making our own typography-inspired artwork.

ArtBreak: Screening of *Between the Folds*

Wednesday, December 17, 12–1pm



Created by Vanessa Gould, the award-winning documentary *Between the Folds* examines both traditional and unconventional approaches to origami art, then explores the work of mathematicians, scientists, and educators who use origami as a tool for research and pedagogy. Illuminating the close connections between art and science, the film celebrates the vast worlds of knowledge and creative expression that can be unlocked starting with a deceptively simple square of paper. *Between the Folds* was produced by Green Fuse Films and PBS Independent Lens.



Everything She Touched: The Life of Ruth Asawa by Marilyn Chase

Book Discussion: *Everything She Touched: The Life of Ruth Asawa* by Marilyn Chase

Wednesday, December 17, 2–3pm




This biography of Japanese American artist Ruth Asawa traces her journey from internment camps during WWII to becoming a renowned sculptor. The book explores her resilience, innovative wire sculptures, and dedication to arts education. Through personal stories, Chase illuminates how Asawa's identity, experiences, and vision helped her transform prejudice and hardship into creativity and public impact.

Simple Folded Books

Saturday, December 20, 11am–3pm



Drop by the library to create a lovely book made from one piece of paper. Using a few strategic cuts and folds, you can make a wonderful little gift for yourself or someone else. All materials are provided, and the librarian will be on hand to help you get started.



Library Display: Extend Your Gallery Experience

January





After viewing *Taekyeom Lee: Designed, Printed & Fired*, stop by the library to browse our selection of titles focusing on typography, graphic design, 3D type, and more.

The Elements of Graphic Design by Alex W. White






2023 Kirk Newman Art School Faculty Review.
Photography by Colleen Woolpert.

Wonder Walk: Made in Many Ways

Friday, January 2, 11–11:45am  

Join us for a guided walk through the *Kirk Newman Art School Faculty Show*. Discover incredible works in clay, paint, metal, and more—created by the talented artists who teach here at the KIA. Along the way, enjoy a few hands-on activities and experience the many forms art can take.

Gallery Gathering: Taekyeom Lee: Designed, Printed & Fired

Thursday, January 8, 5:30–6pm   

Taekyeom Lee: Designed, Printed & Fired showcases the artist's innovative reimagining of the world of graphic design in three dimensions. Bringing conventional design elements off of the page or screen, Taekyeom blends them with ceramics using a variety of materials. During this Gallery Gathering, we will discuss select works in this exhibition, examining Taekyeom's unique approach and methods.





Taekyeom, *long chains_1028003 – double dipping*, 2018, 3D printed and glaze-fired mid-range porcelain clay. Courtesy of the artist.

ArtBreak: Exploring the KNAS Faculty Review with Director Leslie Donaldson





Leslie Donaldson

Wednesday, January 14, Noon–1pm  

The *Kirk Newman Art School Faculty Review* is a much-anticipated biennial exhibition at the KIA, showcasing the considerable talents of Kirk Newman Art School faculty members who provide world-class instruction in a wide range of media. During this ArtBreak, KNAS Director Leslie Donaldson will offer remarks on this year's show, which centers on the theme of process, before leading guests on a walkthrough of the exhibition.

Frosty Fun Family Night

Thursday, January 15, 6–7:30pm  



While the weather outside is chilly, the KIA will be warm and welcoming. Join us for a cozy winter-themed family night. We'll start with a guided tour of the permanent collection, searching for artworks that capture the spirit of the season. Then, create your own winter-inspired masterpiece.

If you are unable to join us right at 6pm, feel free to come when you can. Guests will be able to view the exhibition on their own until 8pm, and art projects will be available until 7:30pm.




Hasui Kawase, *Zozo-ji Temple in Shiba* from the series of *Twenty Views of Tokyo*, 1925, woodblock print. Collection of the Kalamazoo Institute of Arts; Gift of Erik and Alice Jensen and Family, 2024.18.

Art Detectives: An ABC of What Art Can Be by Meher McArthur

Saturday, January 10, 10:30am–Noon  

In January, Art Detectives will investigate different art forms and techniques. We'll read a story about all the ways art can take shape, tour the Kirk Newman Art School Faculty Review to see amazing works by our talented teaching artists, and then make our own art inspired by what we've seen.



An ABC of What Art Can Be by Meher McArthur

Book Discussion: My Friends by Fredrik Backman


Wednesday, January 21, 2–3pm  

Aspiring artist Louisa becomes enchanted by three figures nestled in the corner of a famous painting. Intrigued, she embarks on a cross-country journey to uncover their story. Twenty-five years earlier, in a coastal town, four teenagers—misfits with bruised pasts—bonded over summer days on an abandoned pier, forging fierce loyalty and creative escape. Their friendship inspired the painting, and its legacy touches Louisa's life in unexpected and emotional ways.



My Friends by Fredrik Backman

Artful Evening: Expanding the Senses of Design: Using Tactility and 3D Printing


Thursday, January 22, 6–7pm 

Through tactile experiments with 3D printing and various conventional and unconventional materials, Taekyeom reimagines design as both visual, tactile, and spatial. His work combines design practice with digital fabrication to create tangible typography, graphics, and even designed objects. This presentation highlights the inventive journey into DIY toolmaking, material exploration, and the playful possibilities of experimental design.



Taekyeom Lee

Lit Letters Bookmark

Saturday, January 24, 11am–3pm 



Stop by the library to create a fun bookmark using a variety of lettering styles. We will have stencils, stickers, and stamps on hand for you to create unique bookmarks to use in your next read. Experiment with different letters, styles, and colors to create a font collage or quote. All materials will be provided.

ArtBreak: Typography and the Art of Communication


Wednesday, January 28, Noon–1pm 

Typography brings form to words both beautiful and mundane. What factors do graphic designers consider as they're selecting the "clothes" our words will wear? How have changes in technology influenced fonts, designers, and the work they make? What effects have these developments had on the philosophy of typography? Join Ryan Lewis for a brief journey through the p's and q's of typographic expression.



Ryan Lewis

Artist's Talk: Italian Studies with Margaret Bohls

Thursday, January 29, 6–7pm 

Professor Margaret Bohls is a ceramic artist who teaches at the University of Nebraska–Lincoln. During this talk, she will discuss her artwork, which consists of several different series of vessel forms, including her Italian Series and Modernist Series. Bohls will also speak about her inspirations, which include ancient Etruscan and Apulian pottery and Modernist era/mid-century designs in ceramics and silver. Want to learn more? Join us for a workshop with Bohls in the Kirk Newman Art School on January 30–31!



Margaret Bohls, *Bucchero Spiral Amphora*, stoneware, 2024. Courtesy of the artist.

KALAMAZOO ART LEAGUE

Kalamazoo Art League continues its 70th season with more intriguing speakers and events, which take place in the KIA auditorium. Don't miss our new Food as Art receptions in which area chefs create a colorful palette of appetizers and desserts that relate to the theme of each lecture. Mark your calendar now—days and times vary this season!


Art League membership is \$45 and open to any KIA member. All six lectures are free with this membership. For more information, visit KalamazooArtLeague.org.



American and European Art in the Crucible of Postmodernism with Dr. Abbas Daneshvari

Wednesday, November 5, 10am
Food As Art reception following lecture
Free for Art League Members, \$10 KIA members, \$12 public, \$3 students

Explore the cultural transformations anticipated and reflected in the arts from the Surrealists to the Postmodernists. Western arts from the 1960s to the present have redefined the Platonic notions of rationality and Truth. This new outlook has rendered what was fantastic as banal and what was banal as fantastic.



Dr. Abbas Daneshvari

Annual Holiday Cookies and Coffee

Wednesday, December 10, 10:30am
Free for Art League Members, \$10 KIA members, \$12 public, \$3 students

Join us for a social event and engage with KIA docents in the galleries. Registration information can be found at KalamazooArtLeague.org.



KIRK NEWMAN ART SCHOOL



ONLINE CLASS



1- & 2-DAY WORKSHOPS



REQUIRES PREREQUISITE

INSPIRED BY *FUTURE NOW* EXHIBITION

Enrollment for winter semester opens to members on November 3 and the public on November 10 at 8am.

Ceramics

Beginning students are responsible for purchasing their own pottery tools; estimated cost is \$20. Limited open studio hours for ceramics available.

BEGINNING CERAMICS

Welcome to the world of clay! Students will be introduced to a variety of clay-forming techniques to complete several unique projects. Coiling, pinching, and slab-building will be demonstrated, along with a brief introduction to the potter's wheel. Finish pieces with glazes in both high and low temperature firings.

All sections:

Studio 7 \$405 / Members: \$385

(A) Susan McHenry

Tue (12 wks) 1/6–3/24 6:30–9pm

(B) Tom Richards

Wed (12 wks) 1/7–3/25 1–3:30pm

(C) Mitzi Davis

Thu (12 wks) 1/8–3/26 6:30–9pm

PINCH POTS AND HAND FORMED VESSELS

Return to how the earliest pots were formed by hand. Find relaxation in the shaping of clay, connecting with the material, bringing volume and surface design to simple vessels. Finishing techniques will include burnishing, pit firing, and high firing. Your hands are your tools and previous experience is not required.

Maria Scott

Tue (12 wks) 1/6–3/24 1–3:30pm
Studio 7 \$405 / Members: \$385

POTTER'S WHEEL: ATTENTION TO DETAIL

You have the basics of centering and forming, now learn to focus on the details and craftsmanship to improve your fundamental throwing skills. This class is a step up from beginning level and will get you on the path to being an intermediate level potter.

Beginning Potter's Wheel

Wyatt Lane

Tue (12 wks) 1/6–3/24 9:30am–12pm
Studio 5 \$415 / Members: \$395

2026 WINTER VISITING ARTIST WORKSHOP WITH MARGARET BOHLS



USING HISTORY AS INSPIRATION

Margaret will present her methodology for creating vessel forms inspired and informed by historical ceramics and other decorative arts. Using the “coil and pinch” method of building and using drawing as a tool for both form and surface, Margaret will create a series of vessels based on ancient ceramics from the Italian peninsula, especially those made by the Etruscans. She will also share forms inspired by her study of Modernist era decorative arts, such as Art Nouveau and Art Deco. Demonstrations will include the creation of inventive lids, handles, spouts and other attachments. With Margaret's guidance, students will have the opportunity to make a piece and have it fired. All levels of experience are welcome to attend.



Artwork and images courtesy of Margaret Bohls

Margaret Bohls

Thu (1-day) 1/29 6–7pm Complimentary Lecture, Auditorium
Fri & Sat (2-day) 1/30–1/31 9am–5pm Studios 3, 5, 7 \$240 / Members \$220

This Visiting Artist Workshop is generously supported by the Jim and Lois Richmond Workshop Fund.

BEGINNING POTTER'S WHEEL

The ideal class for students who are interested in the potter's wheel. Learn to center and transform a ball of clay into a finished pot. Weekly demonstrations introduce basic forms such as cylinders, cups, bowls and plates. Studio slips and glazes will be discussed for creatively finishing your pottery. Students are responsible for their own pottery tools.

Beginning Ceramics

Both sections:

Studio 5 \$415 / Members: \$395

(A) Lindsay Hayosh

Tue (12 wks) 1/6–3/24 6:30–9pm

(B) Tom Richards

Thu (12 wks) 1/8–3/26 1–3:30pm

INTERMEDIATE POTTER'S WHEEL

Learn to confidently produce the pots of your imagination while refining (or refreshing) your craftsmanship. Techniques of forming spouts, lids, handles and altered forms will be demonstrated. This class is a progressive step in mastering the potter's wheel. Surface decoration and high fire glazing will be demystified as you finish the pots that will become part of your home.

Beginning Potter's Wheel

Lindsay Hayosh

Wed (12 wks) 1/7–3/25 6:30–9pm
Studio 5 \$415 / Members: \$395

Ceramics (cont'd)



SET THE TABLE

Follow your functional heart by creating unified place settings for the everyday table. Demonstrations of plates, bowls, and drinking vessels will allow you to explore the creative possibilities of clay and improve your throwing skills. Combine your forms with surface design and glaze to create cohesive or quirky table settings. Advanced students will be guided on stacking, making multiples, and large throwing methods to complement your table settings with serving bowls, centerpieces, and platters.

Beginning Potter's Wheel

Mitzi Davis

Wed (12 wks) 1/7-3/25 9:30am-12pm
Studio 5 \$415 / Members: \$395

INTRODUCTION TO FULL SPECTRUM COLOR

Explore the exciting range of colors that can be achieved by working with the studio's rich, low-fire red earthenware clay. Demonstrations will focus on various surface treatments that can be applied to hand built or wheel thrown forms. Students will learn how to mix custom colors for slip and terra sigillata, which the class will maintain throughout the semester. All low-fire work will be food safe.

Beginning Ceramics

Susan McHenry

Mon (12 wks) 1/5-3/23 6:30-9pm
Studio 7 \$415 / Members: \$395

EXPLORING RAKU

Pulling hot pots from the kiln and seeing results within minutes describes the excitement of raku firing. Learn the various techniques and reduction variables that produce unique and beautiful results. With an instructional emphasis on firing and experimentation, you'll have the flexibility of hand building or wheel-throwing. Horsehair, naked raku, obvara, and sagger firings are offered in this popular class.

Beginning Ceramics

Wyatt Lane

Wed (12 wks) 1/7-3/25 1-3:30pm
Studio 5 \$415 / Members: \$395



SURFACE DECORATION

Enrich the surface of your vessels by adding texture, dimension, and color to wheel thrown or hand built forms. Faceting, stamping, layering slips, sgraffito, applying stains, and glazing are demonstrated techniques to explore. Unleash your imagination and see how new ideas of an enhanced surface will bring new life to your work.

Beginning Ceramics

Chad Bagge

Thu (12 wks) 1/8-3/26 6:30-9pm
Studio 5 \$415 / Members: \$395

CREATURE FEATURE CLAY

Get ready to use your imagination as you hand-build animals and fantasy creatures. With inspiration from animation and illustration, each week students will explore various creatures incorporated into functional pottery and as stand-alone sculptures. You'll learn to use a variety of high fire, low fire, and raku glazes to finish your pieces.

Sue MacQuarrie

Thu (12 wks) 1/8-3/26 1-3:30pm
Studio 7 \$405 / Members: \$385

CERAMIC MASKS AND THE STORIES THEY TELL

Masks hold a depth of information and interpretation for both maker and viewer. In this course, uncover the history and traditions behind mask-making. We will create ceramic masks, then complete them with traditional high and low fire glazes, cold finish surface treatment, and mixed media materials.

Beginning Ceramics

Anna Ill

Wed (12 wks) 1/7-3/25 6:30-9pm
Studio 7 \$415 / Members: \$395

FIRING SAMPLER: WAYS TO FINISH YOUR WORK

Dive deep into the mystery of the kiln room! Learn how clay combined with heat becomes a permanent ceramic object. Gain an understanding of the various firing ranges available in clay and its aesthetic characteristics. You'll explore a variety of kiln firings and atmospheres, making work for all the kilns the KIA has to offer.

Beginning Ceramics

Julie Devers

Tue (12 wks) 1/6-3/24 1-3:30pm
Studio 5 \$415 / Members: \$395

ANAGAMA

Achieve ceramic surfaces only possible in the KIA wood kiln. Experience having your pieces glazed with wood ash and kissed by the flame while firing with a community of passionate stokers. The studio portion of this class discusses the loading, firing, history, and anticipated results as you produce pots and sculptures specific to our anagama kiln. At the kiln site, students will prep cord wood to fuel the kiln and work shifts, keeping the firing burning for four days. Unloading day reveals pots that will be as unique as the wood fire process. This class requires physical work, stamina, full participation, cooperation, and availability in early May for the loading and firing.

Intermediate/Advanced Ceramics

Julie Devers

Mon (12 wks) 1/5-3/23 6:30-9pm
Studio 5 \$445 / Members: \$425

Accessible Arts

ACCESSIBLE ARTS

A class uniquely designed for adults with developmental disabilities who want to express their creativity within multiple mediums. Projects will include hand-building in clay, sculpture, painting and papercraft. Students should be capable of following basic instructions and work with minimal assistance. *Full scholarships for this class are available with support from the Marvin and Rosalie Okun Foundation.*

Lisa Carnell

Mon (12 wks) 1/5-3/23 6:30-9pm
Studio 4 \$385 / Members: \$365

Drawing



DRAWING BASICS

Pick up the pencil and learn basic drawing techniques including observational line drawing, composition, and value with a focus on black and white media. Students will receive feedback on their work, including at-home assignments and discussions on draughtsmanship, style, and visual literacy. Please bring a newsprint pad, 18" x 24" drawing pad, black markers, and pencil types 2H, HB, 2B, 6B. Online students can use smaller paper sizes or a sketchbook.

(A) David Yeider

Tue (12 wks) 1/6–3/24 1–3:30pm
Studio 6 \$350 / Members: \$330

(B) Hank Mattson

Thu (12 wks) 1/8–3/26 6:30–9pm
Studio 6 \$350 / Members: \$330

(C) Deborah Mattson

Tue (12 wks) 1/6–3/24 6:30–8:30pm
Online \$275 / Members: \$255

INTERMEDIATE TO ADVANCED DRAWING

Drawing from still life, photo, imagination, and the figure, students will use charcoal, graphite, and ink to further explore composition, perspective, light, shadow, expression, negative space, and more. Students should already be familiar with the basics of these concepts.

Drawing Basics or equivalent

Hank Mattson

Tue (12 wks) 1/6–3/24 6:30–9pm
Studio 2 \$350 / Members: \$330

INDEPENDENT STUDY: FIGURE DRAWING

Dive deeper into life drawing with this independent study course. For those new or experienced, study and draw the figure from a live model. Poses will range from short quick sketches to longer sessions with varied poses. Students must be 18+.

Hank Mattson

Wed (12 wks) 1/7–3/25 6:30–9pm
Studio 6 \$365 / Members: \$345

COLORED PENCIL TECHNIQUES IN REALISM

Learn methods and techniques from exercises and demonstrations designed for colored pencil realism that can be applied to a variety of subject matter. Class will begin with basic skills and then advance towards greater complexity, with the final weeks focusing on a self-chosen project.

Olivia Mendoza

Wed (12 wks) 1/7–3/25 6–8:30pm
Multi-Purpose Classroom
\$350 / Members: \$330

BOTANICAL ILLUSTRATION

Learn to render realistic illustrations of plant life using colored pencils. Lessons will have an emphasis on examining details, capturing accuracy, and using color theory to create vibrant depictions of nature. Students can provide their own reference image or use provided photographic materials.

Drawing Basics or equivalent

Olivia Mendoza

Wed (6 wks) 1/7–2/11 1–3:30pm
Multi-Purpose Classroom
\$190 / Members: \$170

INDEPENDENT STUDY: GRAPHITE AND COLORED PENCIL

Expand your drawing abilities by pursuing the subject matter of your choice using graphite or colored pencils, with individual attention and guidance given. Projects will be self-driven and exercises in technique and method will be offered for practice. This class will serve as an environment to focus on your personal artistic growth.

Beginning Drawing or equivalent

Olivia Mendoza

Wed (6 wks) 2/18–3/25 1–3:30pm
Multi-Purpose Classroom
\$190 / Members: \$170

MICHIGAN WILDLIFE IN SOFT PASTELS

Explore the unique qualities of soft pastel while we capture the diverse and beautiful wildlife of our home state. You will learn how to capture the expressions, colors, textures and values of the local fauna in our shared home.

Mariah Donmyer

Mon (12 wks) 1/5–3/23 1–3:30pm
Studio 4 \$350 / Members: \$330

ILLUSTRATE WITH PROCREATE

Discover the world of digital illustration with Procreate, a drawing, painting, and illustration app for the iPad. Learn how to use its tools and gestures as a fine art medium and explore the limitless techniques it has to offer.

iPad with Procreate and an iPencil or stylus

Rynita McGuire

Fri (12 wks) 1/9–3/27 1–3:30pm
Studio 4 \$350 / Members: \$330

Painting

OIL AND ACRYLIC PAINTING

Explore oil or acrylic painting from alla prima painting to layered techniques involving underpainting and overpainting. All styles, directions, and content encouraged. Bring whatever painting materials you have.

Drawing Basics or equivalent

Both Sections:

Studio 6 \$355 / Members: \$335

Kenneth Freed

(A) Mon (12 wks) 1/5–3/23 6:30–9pm
(B) Wed (12 wks) 1/7–3/25 1–3:30pm

PAINTING FUNDAMENTALS: ACRYLIC

Come learn the basics of painting with acrylics. This course will cover concepts such as composition and color mixing as well as what tools are available and how to use them. Learn how to stretch and prepare a canvas, how to use acrylic mediums, and how to give your work good bones by starting off with an underpainting. No painting experience necessary. Please bring materials and reference images to class.

Ellen VanderMyde

Tue (12 wks) 1/6–3/24 6–8:30pm
Studio 6 \$355 / Members: \$335



Painting (cont'd)

OIL PAINTING: START TO FINISH

In this class, students will create an original oil painting from start to finish. Through a guided process, students will learn to prime, compose, paint, glaze, varnish, and leave the class with the basic skills and know how needed to paint at home! Safe practices for continuing to paint in a home studio will also be covered. Students may start an additional painting if time permits.

Hank Mattson

Thu (12 wks) 1/8–3/26 1–3:30pm
Studio 6 \$355 / Members: \$335

MINIATURE REALISM IN ACRYLIC

Minis are in! Learn how to create miniature realistic masterpieces with precision. Explore fun ways to fit them into your home by turning them into magnets or displaying them on miniature easels. Please bring reference images to this class.

Mariah Donmyer

Wed (12 wks) 1/7–3/25 6:30–9pm
Studio 2 \$355 / Members: \$335

EGG TEMPERA PAINTING

Learn the basics of this classic technique that dates back to antiquity and was a primary painting medium prior to the Renaissance. This class will introduce you to traditional methods of underpainting, including preparing and layering paint to achieve luminous results. Pigments, gesso panels, and eggs are provided.

Mary Kenney

Wed (12 wks) 1/7–3/25 1–3:30pm
Studio 4 \$355 / Members: \$335

BEGINNING WATERCOLOR

Focus on the foundations of watercolor painting to learn about the qualities of watercolor paint and the materials, tools, and methodologies used. Gain the confidence to proceed that comes with a firm start.

(A) Mariah Donmyer

Mon (12 wks) 1/5–3/23 6:30–9pm
Studio 2 \$350 / Members: \$330

(B) Susan Badger

Thu (12 wks) 1/8–3/26 1–3:30pm
Online \$350 / Members: \$330

WATERCOLOR REALISM

This class introduces watercolor painting techniques with an emphasis on realism and artistic expression. Students will be guided to ensure individual aesthetic objectives are met. Please bring images or objects to class.

David Yeider

Tue (12 wks) 1/6–3/24 10am–12:30pm
Studio 6 \$350 / Members: \$330

WATERCOLOR WITH EXPRESSION

Develop and express your creativity with watercolor techniques including wet into wet, color mingling, and layered transparent washes. Composition, simplification of shape, color, and value will also be explored.

Beginning Watercolor

Both Sections:

Online \$350 / Members: \$330

Susan Badger

(A) Tue (12 wks) 1/6–3/24 6:30–9pm
(B) Wed (12 wks) 1/7–3/25 1–3:30pm



Enrichment

Creative Practice

THE PURSUIT OF GROWTH

This class focuses on an individual's growth in the making of visual art, its process, and the conveying of ideas. Participants will be able to seek personal inspiration and guidance through the review and discussion of each other's work and the artwork in the KIA's revolving exhibitions and permanent collection. Classes will be conducted in a workshop setting with the primary focus of the class being the growth of one another's art. Additional activities may include in-class experimentation.

Linda Rzoska

Thu (12 wks) 1/8–3/26 12–2pm
Boardroom \$290 / Members: \$270

PRINCIPLES OF DESIGN: COLOR THEORY

Renew and strengthen your knowledge and use of the principles of color theory and its various emotional attributes in application to your own artwork. Participants will seek personal inspiration and guidance through each class session's in-depth review of the mechanics of color theory from reviews of historical examples and visits to the KIA's revolving exhibitions and permanent collection. Classes will be conducted in a workshop setting with the primary focus of the class being the successful application of color theory in the participants' artwork.

Linda Rzoska

Fri (6 wks) 2/6–3/13 12–2pm
Multi-Purpose Classroom
\$160 / Members: \$140

ACE THE APP

Do you want to apply to art opportunities but feel overwhelmed about how to start? Learn what documents and photos you'll need when applying, plan for application costs, and how to keep an "application packet" ready to go online. Get insights directly from a former juror and learn what they are looking for in an application.

Rachel Stickney

Sat (1-day) 1/31 12–3pm
Multi-Purpose Classroom
\$65 / Members: \$45

Enrichment (cont'd)

Wellness



YOGA

Practice an eclectic style of yoga designed for all levels. You will be guided through slow movement; static poses, breathing techniques, and meditative relaxation. Yoga helps with flexibility, strength, and often can help with metabolic functions. Wear comfortable clothes and bring a yoga mat.

Both Sections:

Auditorium \$215 / Members: \$195

Patra Ryder

(A) Mon (12 wks) 1/5–3/23
5:15–6:15pm

(B) Thu (12 wks) 1/8–3/26 12–1pm



SOUND BATH: THE FLOW OF CREATIVITY

Immerse yourself in an evening of sound that will take you to a place of peace, stillness, and connection. During the sound immersion, various instruments will fill the space such as Tibetan singing bowls, crystal bowls, and gongs. Students are encouraged to bring a yoga mat and blanket.

Kara Markovich

Wed (1-day) 2/18 6–7:30pm
Auditorium \$60 / Members: \$40

Creative Lifestyle

BULLET JOURNALING

Want to tackle those new year's resolutions? Get creatively organized while making your very own custom bullet journal! Learn the design fundamentals of bullet journaling, as well as fun and creative ways to organize and plan the rest of 2026. Tackle a stressful task in community by brainstorming weekly layouts, to-do lists, and cute monthly calendar ideas.

Elise Head

Mon (4 wks) 1/5–1/26 6–8:30pm
Boardroom \$140 / Members: \$120

Creative Writing & Languages




WHAT IT MEANS TO ME: EKPHRASTIC WRITING

Explore your response to works of art from the Kalamazoo Institute of Arts' collection. Join accomplished poet and instructor Elizabeth Kerlikowske to practice describing and interpreting artworks using poetry and prose. Class will consist of brief lectures, gazing at artwork in the KIA's revolving exhibitions and permanent collection, writing, and group discussion. Expect to learn more about yourself, writing, and art!

Elizabeth Kerlikowske

Thu (12 wks) 1/8–3/26 6–8:30pm
Boardroom \$350 / Members: \$330



WRITING POETRY

Discover how language and imagination come together to create the literary arts. Read, write, and discuss contemporary poetry, and a little prose, in a range of styles. Classes will be conducted in a workshop setting with the primary focus of the class being discussion of one another's writing. Additional activities may include in-class writing exercises.

Scott Bade

Tue (12 wks) 1/6–3/24 6:30–9pm
Boardroom \$350 / Members: \$330



WRITING FICTION

Write flash fiction, also known as micro fiction or short-short stories, in a workshop style setting. Become increasingly familiar with terms and concepts used to discuss fiction as you learn what makes stories work, and develop your craft. Generate your own collection of flash fiction through peer review and weekly exercise.

Elissa Cahn

Thu (12 wks) 1/8–3/26 6:30–9pm
Online \$350 / Members: \$330



WRITING MEMOIR

Create literary memoirs that reflect memories and experiences through the examination of work by great contemporary artists and direct feedback from fellow writers. Consider form, tone, strategies, and other tools to enrich personal storytelling in the written word. Participants should be ready to share their work with others and respond in kind with thoughtful preparation. The instructor will provide reading materials as handouts.

Joseph Gross

Wed (11 wks) 1/7–3/18 6:30–9pm
Online \$350 / Members: \$330

FRENCH POUR S'AMUSER (FOR FUN)

Brush up on your French Conversation or start from scratch in a fun and supportive environment. Visit the galleries to practice discussing art in French! Learn basic French terms while discussing popular French music, film, art and food.

Elise Head

Sat (4 wks) 2/21–3/14 12–2pm
Boardroom \$120 / Members: \$100



SIGN LANGUAGE WORKSHOP

Advance your communication skills and language accessibility through the world of American Sign Language. Come ready to jump start comprehension and production skills in conversational ASL through practice and use of the targeted linguistic structures. U.S. deaf culture and history will also be covered. This class is open to all students, with or without previous experience.

Tanya Timmerman

Sat (1-day) 2/7 12–2pm
Studio 2 \$60 / Members: \$40



Fiber

FLOOR LOOM WEAVING

Come and join the community centered around one of the few weaving studios in Southwest Michigan. All levels of weavers, from complete beginner to advanced, weaving for years, are welcome. Beginners will weave a sampler to learn the basics. For those familiar with weaving, an individualized plan of study will be created.

Both Sections:

Weaving Studio \$355 / Members: \$335

(A) Gretchen Huggett

Thu (12 wks) 1/8–3/26 1–3:30pm

(B) Mary Ann Robertson

Thu (12 wks) 1/8–3/26 6:30–9pm

RIGID HEDDLE WEAVING

Discover the art of rigid heddle loom weaving in a creative and supportive atmosphere. Students will learn the basics of weaving including winding a warp, dressing the loom, weaving, and finishing cloth. Weave structures will be explored including hand manipulating threads and utilizing pick up sticks to achieve a desired pattern. Looms and yarn will be provided. Students are welcome to bring hand spun yarns for use in a project.

Both sections:

Studio 4 \$355 / Members: \$335

Amanda Casanova

(A) Wed (12 wks) 1/7–3/24
10am–12:30pm

(B) Wed (12 wks) 1/7–3/24
6–8:30pm



WOVEN SHIBORI ON A RIGID HEDDLE LOOM

Learn how to weave a texturized shibori project on a rigid heddle loom. Students will learn how to weave with a supplemental weft thread and pick up sticks over a ground cloth. The supplemental weft threads will then be pulled to compress the fabric before wet finishing to achieve permanent texture. This workshop is perfect to enhance your skills as a weaver with some experience with a rigid heddle. Students must supply their own rigid heddle loom.

Amanda Casanova

Sat (2 wks) 1/17–1/24 1–4pm
Studio 4 \$105 / Member: \$85

KNITTING

As the days get shorter and the night gets longer there is nothing better than a knitting project to make you smile and feel proud of your accomplishments. Whether you are a beginner seeking support, an experienced knitter facing a challenge, someone interested in knitting beyond hats and scarves, or need help navigating Ravelry to find information and inspiration, this class intends to meet you where you are. Bring your projects and together we will discover the rewards of knitting in the winter.

Joann Gadbaw

Mon (10 wks) 1/5–3/9 1–3:30pm
Meador Fine Arts Library
\$295 / Members: \$275

MODERN RUG HOOKING

This is not your mother's latch-hooking kit. Discover "painting with fabric" and use a 19th century fiber technique to make original modern works of art. Hooked mats can be used as floor rugs, table mats, pillows, and original art for the walls. Beginners will learn basic rug hooking techniques. Continuing students will design their own projects with the help of the instructor, and experiment with upcycled materials. Bring a tote bag and scissors to the first class.

Both Sections:

Studio 4 \$345 / Members: \$325

(A) Heather Ratliff

Thu (10 wks) 1/8–3/12 1–3:30pm

(B) Martha Rosenfeld

Thu (10 wks) 1/8–3/12 6:30–9pm



CREATIVE EMBROIDERY

Come explore the time-honored craft of hand embroidery and its rich and varied cultural history! It is perfect for picking up at odd moments of the day; it doesn't require much storage space or supplies and it's a great way to express yourself. This class is appropriate for beginners and those wanting to enhance and expand their skill level. Special emphasis will be placed on learning about contemporary embroiderers and skills related to stitching and design. You will be encouraged to design your own piece but that decision is yours to make.

Mary Baggerman

Mon (8 wks) 1/5–2/23 6–8:30pm
Multi-Purpose Classroom
\$250 / Members: \$230

TAPESTRY WEAVING

Students will learn the basic tapestry joins and different ways to shade and blend yarns using adjustable tension frame looms furnished by the instructor. Weaver warping styles will be demonstrated and used. Discussions will include making a plan for the tapestry, and how to transfer the design to the warp threads. Finishing techniques, lining the weaving, and ways to mount it will be demonstrated. No prior weaving experience is needed. Frame loom and all yarns needed will be supplied. Frame looms may be purchased at the end of class, if you wish.

Nancy Crampton

Wed (5 wks) 2/18–3/18 6:30–9pm
Weaving Studio \$190 / Members: \$170

Fiber (cont'd)

SPINNING

Gain an understanding of the basics or further your yarn spinning practice! Beginners will learn the fundamentals of spinning, plying, and setting their finished yarns while intermediate and advanced students will follow exercises and techniques to aid in consistency, ply structure, custom blending, and more. Wheels may be reserved to borrow.

Emily Wohlscheid

Tue (6 wks) 2/17–3/24 6–8:30pm
Weaving Studio \$230 / Members: \$210



SPINNING WITH A SUPPORT SPINDLE

Support spindles require very little space to work, are portable, and can be used virtually anywhere. They have a unique beauty and elegance in the fluidity of their spin. This workshop is designed to teach students how to spin using support spindles while also familiarizing learners with the various types of spindles and how to choose one. Students will have the opportunity to try several spindles and will leave with a basic working knowledge of how they spin. All materials are provided. Students must have a basic ability to spin on either a drop spindle or spinning wheel.

Amanda Casanova

Sat (2 wks) 3/7–3/14 1–3:30
Weaving Studio \$95 / Members: \$75



VISIBLE MENDING

Do you have cherished clothing in need of mending? Learn the many ways to mend your clothing and make them beautiful fashion statements. Explore methods of patching, darning, covering holes in knits, strengthening worn material and more.

Lori Evesque

Tue (8 wks) 2/3–3/24 6–8:30pm
Studio 4 \$250 / Members: \$230



SURFACE DESIGN FOR FABRIC

Come and explore new ways to add surface design elements to your fabric creations! This is a two day class: The first day will focus on block printing fabric and the second on embellishing your designs with embroidery. You will make a piece suitable for displaying by itself or using for a pillow or small bag. All materials will be provided but please feel free to bring your own fabric or embellishing threads.

Mary Baggerman

Sat & Sun (2-day) 2/21–2/22 12–4pm
Studio 4 \$125 / Members: \$105



ARASHI SHIBORI SILK SCARF DYEING

This is not your typical tie-dyeing class! Students will learn the shibori pole wrapping technique known as Arashi, the Japanese term for “storm,” to create diagonal stripe designs reminiscent of storm-driven rain or water ripple patterns on a windowpane. Students will have the opportunity to dye two silk scarves with additional scarves available for purchase. Students can bring their own small pieces of fabric to dye. All dyeing materials will be provided.

Rita Petteys

Sat & Sun (2-day) 3/14–3/15
Sat 1–4pm, Sun 12–4pm
Studio 4 \$130 / Members: \$110



Glass



FUSED GLASS SAMPLER

This is an opportunity to sample the process of fusing glass. Students will learn the basics of cutting and preparing glass to make a sun catcher or nightlight. No previous experience is required.

Sue Caulfield

Thu (6 wks) 1/29–3/5 3–5:30pm
Studio 2 \$225 / Members: \$205

BEGINNING FUSED GLASS

Design unique pieces of glass art using colorful transparent and opaque glass. Learn the basic techniques of cutting, shaping, grinding, and fusing. Projects will include sun catchers, night lights, and a small slumped bowl. All materials provided with additional available for purchase.

Mike Ouding

Thu (6 wks) 2/19–3/26 6:30–9pm
Studio 2 \$225 / Members: \$205



SCULPTING AND GLASS CASTING

In this unique multimedia class, students will learn mold making and how to cast their sculptural creation in glass. The experience will begin at the Kirk Newman Art School as students explore techniques to create detailed plaster castings and relief sculptures in clay. Next, students will visit the hot shop at Glass Art Kalamazoo to learn the techniques of pulling and benchmarking molten glass to create colorful and dynamic forms from their molds. Class is open to all levels. No prior glass or sculpting experience necessary.

Brent Harris, Joshua Davids, and Ekin Deniz Aytac

Sat (3 wks) 1/17–1/31 10am–2pm
KIA Studio 2 & Glass Art Kalamazoo
\$380 / Members: \$360

Jewelry

BEGINNING JEWELRY

In this live demonstration class, you'll learn the basics of handcrafted jewelry making, including layout, piercing, filing, texturing, roller embossing, soldering, basic stone setting, finishing and polishing. You'll leave the class with completed projects to show off your newfound skills.

Both Sections:

Jewelry Studio \$395 / Members: \$375

(A) Emily Wohlsheid

Mon (12 wks) 1/5–3/23 10am–12:30pm

(B) Amelia Falk

Thu (12 wks) 1/8–3/26 6:30–9pm

INTERMEDIATE JEWELRY

Continue your jewelry making practice while learning new techniques! Emphasis will be placed on advanced soldering techniques and stone settings. Guidance in layout and design for individual student projects will be provided.

🌀 Beginning Jewelry or equivalent

Danielle Vincent

Wed (12 wks) 1/7–3/25 1–4pm

Jewelry Studio \$460 / Members: \$440

INDEPENDENT STUDY: JEWELRY

Utilize our well equipped jewelry studio with the guidance of an instructor. This dedicated class time provides a self paced environment for students to complete unfinished projects and new work. Take advantage of customized demonstrations and individual assistance to further your jewelry practice.

🌀 Beginning Jewelry or equivalent

Danielle Vincent

Tue (12 wks) 1/6–3/24 6:30–9pm

Jewelry Studio \$395 / Members: \$375

BEGINNING AND INTERMEDIATE CASTING

In this hands-on class, you will learn the art of jewelry casting using the lost wax casting technique. Discover how to create intricate detailed pieces that showcase your unique style.

Danny Giancaspro

Wed (12 wks) 1/7–3/25 6:30–9pm

Jewelry Studio \$405 / Members: \$385



STONE SETTING THE ODD DUCK

Not every gemstone was created equal, and not every stone comes with perfectly precise angles and measurements. Many lovely stones have been left in the raw, hand cut or simply tumbled. In this course, we will be exploring techniques for setting odd or “difficult” stones. It will include instruction on students’ personal stones and will include a variety of different techniques, depending on what the material requires.

Amelia Falk

Thu (12 wks) 1/8–3/26 2–4:30pm

Jewelry Studio \$395 / Members: \$375



PRACTICAL METALSMITHING

Explore where functionality meets metalsmithing and creativity! Coat hooks, push plates, drawer knobs, planter trays, and other everyday household items don't have to be ordinary. During this intensive class, students will use their metalsmithing skills to add a personal touch to daily items used in their home. Techniques such as piercing, soldering, forming, stone setting, and finishing will be used during the class.

🌀 Beginning Jewelry or an equivalent

Lauren Tripp

Thu (11 wks) 1/8–3/19 10am–1pm

Jewelry Studio \$430 / Members: \$410

INTRODUCTION TO LAPIDARY STONE CUTTING

Learn how to cut, grind, and polish stone slabs to create calibrated and free-form cabochons for your jewelry and metalwork designs.

Dawn Coeur

Mon (8 wks) 1/5–2/23 6:30–9pm

Jewelry Studio \$300 / Members: \$280

INDEPENDENT STUDY: LAPIDARY

Cut natural stones to use in your jewelry and metalwork designs. Students will have access to cutting, grinding, and polishing equipment to continue working on cabochon cutting. The instructor will help with the design, layout, and lapidary questions.

🌀 Introduction to Lapidary

Dawn Coeur

Mon (4 wks) 3/2–3/23 6:30–9pm

Jewelry Studio \$180 / Members: \$160



INTRO TO TORCH FIRED ENAMELING

Kilns aren't the only way to enamel!

This introductory workshop will begin with how to set up a torch enamel workstation, what tools are required, and how to quickly add enamel to your work. Learn to coat headpins, flat and curved surfaces, beads, and more! All materials are provided with additional available for purchase.

Deb Flook

Sat (1-day) 1/24 1–4pm

Jewelry Studio \$95 / Members: \$75



CHARMING KEEPSAKE

Starting with a photograph, we'll scan, size, print, encase in a miniature copper shadowbox. Making a keepsake of a loved one to wear or give as a gift.

Lauren Tripp and Mary Whalen

Fri (1-day) 3/13 10am–3pm

Jewelry Studio & Photo Studio

\$110 / Members: \$90

Photography

TRADITIONAL BLACK AND WHITE FILM AND PRINTING

Develop your black and white film and print! Through demonstrations and supervised printing sessions, participants will learn film and print development, how to control print contrast, and special darkroom techniques. This class is a perfect opportunity to print your special black and white negatives from the family archives. Students must provide their own film and paper for the class. Darkroom chemicals and equipment are provided.

Both sessions:

Darkroom \$370 / Members: \$350

Mary Whalen


(A) Tue (12 wks) 1/6–3/24

11am–1:30pm

(B) Tue (12 wks) 1/6–3/24 6:30–9pm

CAMERA BASICS: MOVING PAST AUTO MODE

Taking your camera out of auto can be intimidating but full freedom from that mode is achievable. This technical course takes you through your camera's manual and teaches you the fundamentals of how ISO, shutter speed, and F-stop work together for understandable, predictable and repeatable results. Participants need to provide their own cameras that have user controls for shutter speed and lens opening. Please bring your owner's manual to the first class.

 A camera capable of manual exposure

Amelia Falk


Tue (6 wks) 1/6–2/10 6:30–9pm

Multi-Purpose Classroom

\$195 / Members: \$175

BEYOND THE BASICS WITH YOUR CAMERA AND FLASH

Once you have learned the basics, this next class will help you explore how light, color, and composition can move your images from "good" to "great." We will cover the basics of lighting with a handheld flash unit, and how to use your pop up camera flash. Participants need to provide their own cameras that have user controls for shutter speed and lens opening. A tripod is recommended. Please bring your owner's manual to the first class.


 A camera capable of manual exposure

Amelia Falk

Tue (4 wks) 2/24–3/17 6:30–9pm

Multi-Purpose Classroom

\$140 / Members: \$120



IPHONE PHOTO POSSIBILITIES

Using the camera phone as your photographic tool, students will learn to effectively capture and edit with various apps. We will explore the creative possibilities of the iPhone as a camera! Please bring your camera phone fully charged to the first class.

Mary Jo Asmus

Wed (4 wks) 1/7–1/28 1–3pm


Computer Lab & Photo Studio

\$120 / Members: \$100



THE DIGITAL DARKROOM PART 1: THE BASICS

This class sets the foundation for using both Lightroom and Photoshop as companion programs to unlock the full potential of your digital photography. Learn the basics for each app and how to use them together before moving on to higher levels of skill.

 Adobe Photoshop and Lightroom Classic software installed on your laptop

Kris Walker

Tue (8 wks) 1/6–2/24 6–8pm

Computer Lab \$205 / Members: \$185

LIGHTROOM MOBILE

Learn to use Lightroom Mobile on your iPad or tablet. Lightroom is designed to assist with organizing, editing, and outputting large volumes of photographic files in a logical and intuitive way.

 Lightroom Mobile app installed on your iPad or tablet


Kris Walker

Mon (4 wks) 2/2–2/24 6–8pm

Computer Lab \$120 / Members: \$100

PHOTOSHOP: STYLE AND CREATIVITY

Learn to use a variety of Photoshop tools to create new looks and add personal style to your photos. Gain a better understanding of layers, masks and compositing imagery.

 A laptop with Photoshop software installed

Kris Walker

Wed (4 wks) 3/4–3/25 6–8pm

Computer Lab \$120 / Members: \$100

EXPLORING ARCHITECTURAL PHOTOGRAPHY

A practical introduction to the realm of architectural photography. This course includes a classroom segment discussing the specific techniques and principles of the genre, a guided class photowalk in downtown Kalamazoo, and a class showcase of the photos with critique.

Kris Walker

Tue (4 wks) 3/3–3/24 6–8:30pm

Computer Lab \$140 / Members: \$120

PINHOLE PHOTOGRAPHY

Explore photography through a pinhole, the physics and the simplicity of making images using this simple device! You'll learn how to build your own pinhole camera, capture images, and print the results in our traditional black and white darkroom.

Dan Selvidge

Sat (6 wks) 2/7–3/14 1–3:30pm


Darkroom and Computer Lab

\$205 / Members: \$185



HANDMADE PHOTO BOOK

Learn to select, edit, print, and bind your photos into a handmade book. Peruse a selection of artist-made books to inspire your own bookmaking. The first day will be devoted to the editing, sequencing, and printing of images. The following session will be committed to folding, stitching, and binding into a hardcover book. Instructions for images will be shared in advance.

 A basic knowledge of Photoshop or Lightroom is helpful

Laurie Pruitt and Mary Whalen

Fri (2-day) 2/20–2/27

10am–4pm *lunch 12–1pm*

Computer Lab \$190 / Members: \$170

Photography (cont'd)

STILL LIFE PHOTOGRAPHY

The Dutch Master painters of a foregone era created beautiful moody pictures using composition and light which we'll use as inspiration for our image making, learning how to adjust lighting and camera settings for best results. Students will bring personal subject matter and objects to class and will design compositions that visually communicate personal meaning. Each week, students will have the option to review and discuss the images they've created. This class supports photographers but is also an ideal class for painters looking to create reference images for their works.

📷 Camera that is capable of manual exposure and a tripod is helpful

Mary Jo Asmus


Wed (4 wks) 2/4–2/25 10am–12pm
Multi-Purpose Classroom
\$165 / Members: \$145

INTRODUCTION TO ENCAUSTICS; TRANSFERS & PAINTING

The encaustic medium will be used in combination with photographs, photo transfers, and collage techniques. Learn various techniques for adding color. Through the layering of color with pigment sticks and the encaustic medium, you will create transparency and depth to your imagery. Equipment, paint, medium, panels, and brushes will be supplied with additional panels available for purchase.

Laurie Pruitt

Fri (3 wks) 1/30–2/13 1–4pm
Studio 6 \$180 / Members: \$160



ASSEMBLAGE BOX AND BLOCKS WITH ENCAUSTICS

Using mixed media, photographs, decorative papers, collage and encaustic, we will transform a wooden block and a cigar box into a personal treasure box. The possibilities are endless. You'll have a functional work of art made from recycled materials. Blocks and boxes will be provided, or you may bring your own.

📷 Intro to Encaustics or prior encaustic experience

Laurie Pruitt

Sat (6 wks) 2/7–3/14 1–4 pm
Studio 6 \$255 / Members: \$235

SAVE THE DATE

2026 SUMMER VISITING ARTIST WORKSHOP WITH JULIA WHITNEY BARNES



CYANOTYPE: BEYOND BLUE AND WHITE

In this special three-day cyanotype intensive, students will learn how to create painterly cyanotype-based works. They will start with an intro/refresher on the basics of how to make cyanotype prints by mixing chemistry, coating paper and/or fabric, and developing prints using the sun and UV light. The workshop will then cover how to print using fresh and pressed plants, three-dimensional objects (lace, string, plastic bags, glass jars, jewelry, etc.), paper cutouts, and how to combine media with photographic negatives. Through the process, experimental techniques will also be covered including multicolor wet cyanotype and toning with a variety of materials. Demonstrations will include altering cyanotypes with paints, collage, and multiple exposures. Students will learn how to combine techniques both during the creation of the print and after it has been printed. Previous cyanotype experience is not required, though a background in it is helpful. Visiting artist Julia Whitney Barnes is based in New York's Hudson Valley and works in a variety of media including cyanotypes, watercolor, oil painting, and ceramic sculpture. She approaches the cyanotype medium as someone painting with light.

Julia Whitney Barnes

Thurs (1-day) 6/25 6–7pm Complimentary Lecture
Fri–Sun (3-day) 6/26–6/28 10am–4pm
Multi-Purpose Classroom \$270 / Members \$250

This Visiting Artist Workshop is generously supported by the Harold Hope Memorial Fund.

Photography (cont'd)

COLOR FILM PROCESSING & SCANNING

Discover the fundamentals of color film processing and scanning in this hands-on course. Learn how to develop your own color negatives and prepare them for both digital and print formats. You'll gain practical experience using our fully equipped darkroom, mastering the key steps of processing color film—where temperature control is critical for achieving high-quality results. In addition to film development, we'll cover scanning techniques that ensure your images are optimized for web sharing or professional-grade printing. Whether you're a beginner looking to dive into color film or an experienced photographer wanting to refine your skills, this course provides all the guidance and tools you need to bring your film photography to life.

Dan Selvidge

Sat (4 wks) 1/10–1/31 12–2:30pm
Darkroom & Computer Lab
\$160 / Members: \$140



GREENHOUSE CREATIVITY

Spend a winter afternoon in the warm atmosphere of a greenhouse bursting with inspiring vegetation, flowering plants, potted plants, greens, ornamental garden sculptures, and the general ongoing and curious growth in one of Kalamazoo's outstanding greenhouses. You'll find inspiration for drawing, painting or photographing at River Street Flowerland! Individual instruction will be provided. Bring materials you'd like to work with.

Hank Mattson and Mary Jo Asmus

Sat (1-day) 2/22 1–4 pm
River Street Flowerland
\$95 / Members: \$75

POLYMER PHOTOGRAVURE

Using a polymer-coated plate and a digital positive, you'll create an intaglio-etched plate for high-quality images approaching those produced using traditional copper-plate gravure. This process produces a beautiful photographic gradation of tones.

Alternative Processes and Photoshop

Laurie Pruitt and Mary Whalen

Sun (6 wks) 2/1–3/8 12:30–4pm
Darkroom & Print Studio
\$305 / Members: \$285

Printmaking

BEGINNING PRINTMAKING

Immerse yourself in a variety of projects designed to teach you the history and practice of printmaking. Students will carve a simple rubber stamp and a linoleum block, learn about intaglio methods by completing drypoint and acid-etched plates, and draw and print a simple plastic lithography plate.

Both Sections:

Printmaking Studio
\$380 / Members: \$360

Deborah Mattson

(A) Wed (12 wks) 1/7–3/25 1–3:30pm
(B) Wed (12 wks) 1/7–3/25 6:30–9pm

INTERMEDIATE TO ADVANCED PRINTMAKING

Further develop your printmaking skills while investigating the possibilities that printmaking processes offer. Etching, multi-color printing, registration systems, and printing of editions will be covered. Bring previous prints, work-in-progress, sketches, and ideas to the first class.

Beginning Printmaking

Both Sections:

Printmaking Studio
\$380 / Members: \$360

Deborah Mattson

(A) Wed (12 wks) 1/7–3/25 1–3:30pm
(B) Wed (12 wks) 1/7–3/25 6:30–9pm

INTRO TO LITHOGRAPHY

Discover your drawings coming to life as reproducible prints. Start with Pronto plates, one of the easiest and fastest printing processes. This course will also cover the more traditional lithographic media of aluminum plates and stones. Students will learn the basics of plate preparation and press operation.

Drawing Basics or equivalent

Don Dombrowski

Mon (12 wks) 1/5–3/23 6:30–9pm
Printmaking Studio
\$380 / Members: \$360



SCREEN PRINTING

Learn the process of screenprinting and develop your skills into multi-layer prints. Sessions include individualized instruction with plenty of work-time in the studio. You can screenprint on paper or fabric to make your own prints, cards, posters or gifts. More advanced students can explore screenprinting as a fine art medium, emphasizing multiple colors, experimental substrates, and as an element in collage. Bring drawings, photos, works-in-progress, or ideas to the first class.

Both Sessions:

Printmaking Studio
\$200 / Members: \$180

Patrick Kinne

(A) Tue (6 wks) 1/6–2/10 6:30–9pm
(B) Tue (6 wks) 2/17–3/24 6:30–9pm

INTERMEDIATE RELIEF PRINTMAKING

Take your linocuts and woodcuts to the next level in this class for intermediate block printers. Explore multi-color prints and techniques for layering multiple blocks and single block reduction prints. Students should be familiar with basic carving and printing techniques.

Block Printing or equivalent experience

Trevor Grabill

Thu (12 wks) 1/8–3/26 6:30–9pm
Printmaking Studio
\$380 / Members: \$360

WATERCOLOR MONOTYPE PRINTMAKING

Students will create a cohesive series of one-of-a-kind prints by making stencils, drawing, and applying watercolors directly onto vellum plates, then print them onto Japanese and Western papers with the etching press. You'll learn how to build up layers of texture and visual interest by printing multiple plates at once, in addition to blending colors, overlapping stencils, and incorporating collage elements to achieve a range of dynamic effects.

Charles Coates

Thu (12 wks) 1/8–3/26 1–3:30pm
Print Studio \$385 / Members: \$365

Printmaking (cont'd)

WATERCOLOR WOODBLOCK PRINTMAKING

In this watercolor woodblock class, students will learn to create black-and-white and multi-color print editions using watercolors and traditional Japanese tools and techniques. This timeless process is perfect for making art at home; all materials are non-toxic, prints dry instantly, and clean up is fast and easy. Each class will have a demonstration, individual and group feedback sessions, and studio time.

Charles Coates

Thu (6 wks) 1/8–2/12 6:30–9pm
Multi-Purpose Classroom
\$215 / Members: \$195

MULTI-COLOR WATERCOLOR WOODBLOCK PRINTMAKING

This six-week class welcomes both new and returning students. New participants will learn the basics of Japanese woodblock printmaking, creating colorful editions using water-based inks and traditional techniques. Returning students will expand their skills with advanced multi-block printing, key-block pasting for better registration, and paper flattening. All participants will gain hands-on experience in this non-toxic art form, leaving with the ability to create stunning prints in their own studios.

Charles Coates

Thu (6 wks) 2/19–3/26 6:30–9pm
Multi-Purpose Classroom
\$215 / Members: \$195

PRINTMAKING OPEN STUDIO

Do you have a special project in mind or just need quality studio time? Printmaking Open Studio is designed for the experienced, independent artist/printmaker who would like to utilize our well-equipped printmaking studio. Enrollment includes storage and access to equipment during open studio hours. Students must arrange to meet with the instructor the first week to review shop rules and safety. Materials are available for purchase.

🔗 Departmental approval

Deborah Mattson

Open Studio Hours (12 wks)
1/5–3/23 Variable times
Printmaking Studio
\$370 / Members: \$350

Sculpture

PUBLIC SCULPTURE

Learn more about the history of public art and work as a team to create a public sculpture in Kalamazoo. Together we will explore the fundamental elements of designing, planning, and fabricating public sculpture. Students will then weld, fabricate, and work collectively in conjunction with the Edison Neighborhood Association to make a collaborative piece come to life. The completed piece will be installed in the spring as weather permits. Some class time will take place off site to survey potential locations and meet with local planners. This class supports a range of media, but the final public piece will be made from steel. No prior experience necessary.

Brent Harris

Tue (12 wks) 1/6–3/24 10am–12:30pm
Studio 1 \$375 / Members: \$355



BEGINNING AND INTERMEDIATE METAL FABRICATION

This course is available to those new to metal or interested in refining their metalworking skills. Students will learn MIG, gas, and arc welding to weld, bend, and transform metal. In this class, we will explore design, form, and creative engineering to develop unique sculptural forms from steel. Some materials provided. Students are responsible for appropriate protective clothing.

Brent Harris

Wed (12 wks) 1/7–3/25 10am–12:30pm
Studio 1 \$375 / Members: \$355



INDEPENDENT STUDY: WELDED METAL SCULPTURE

This class is for the self-directed student who wants to expand their skill sets and enhance their abilities in metal sculpture. Students must be familiar with the safe use and operation of the equipment in the studio. Students will provide their own approved material. Problem solving and techniques will be the focus of the class.

🔗 Permission of the instructor is required

Paul Nimz

Tue (12 wks) 1/6–3/24 6:30–9pm
Studio 1 \$390 / Members: \$370

METAL GARDEN ART

For newcomers who are interested in making their own unique steel garden sculptures, this class is for you! Students will learn basic MIG welding techniques, plasma cutting and metal fabrication in a safe, encouraging environment.

Paul Nimz

Wed (12 wks) 1/7–3/25 6:30–9pm
Studio 1 \$390 / Members: \$370

BEFRIENDING DEATH: GRIEF AND MEMORIAL MAKING

We all have our personal and shared experiences of grief. Death of a loved one, climate anxiety, illness, and personal/social transitions being just a few examples. Memorializing these events through ritual, community, and art making has been an important, but forgotten part of human history. In this class, we will engage in group discussions and writings and create personal memorials of grief and loss using a variety of mixed media (clay, cast metal, steel, papier mache, found objects, etc). No prior art making experience is required, but makers are free to bring and expand on any material that fits the topic and their comfort level.

Brent Harris

Thu (12 wks) 1/8–3/26 6:30–9pm
Studio 1 \$390 / Members: \$370

Children's Classes

Tuition for children and teen classes has been reduced through the generosity of John and Rosemary Brown.

Appropriate age and grade strictly enforced. All materials are provided.

AGES 5–KINDERGARTEN

MATERIAL EXPLORATION

Artistic expression blossoms as students are introduced to a new medium in each class! We will make a variety of projects using clay, paint and printmaking.

Corinne Satterlee

Sat (6 wks) 1/10–2/14 9:30–11am
Classroom 13 \$135 / Members: \$115



GRADES 1–3

ART EXPRESSION

Weekly classes allow children to experience the styles and techniques used by artists, learn art vocabulary, and develop art-making skills through discussion and hands-on activities using a variety of media for drawing, painting, printmaking, sculpture, ceramics, fibers and more!

Stephanie Teegardin

Sat (12 wks) 1/10–3/28 9:30–11am
Studio 2 \$245 / Members: \$225

GRADES 4–6

THE ART OF DRAWING

Develop the art of drawing! While continually building on the concept of seeing as the most important tool for drawing, this class will explore the elements of drawing through a variety of media. Each class will be devoted to a deeper understanding of drawing techniques.

Al Harris

Sat (12 wks) 1/10–3/28 9:30–11am
Studio 4 \$245 / Members: \$225

CLAY ON THE WHEEL

Create pieces through a variety of techniques on the wheel! Students will create vessels on the potter's wheel guided by demonstration of basic skill and a variety of techniques including hand building. An independent class with one-on-one instruction, developing a personal style will be encouraged.

Mitzi Davis

Sat (12 wks) 1/10–3/28 9–11am
Studio 5 \$310 / Members: \$290

INTRODUCTION TO FIBER ARTS

Learn more about the fiber arts! In this hands-on class, students will explore various fiber arts and learn basic skills and techniques to create their own projects. The class will explore several different arts including weaving, dyeing, knitting, needle felting, and more.

Mary Ann Robertson

Sat (6 wks) 2/21–3/28 2–4pm
Studio 2 \$160 / Members: \$140



WINTER ART EXPLORATION FOR GRADES 1–3



Beat the blues and join us on a Saturday this winter to explore artmaking in the Kirk Newman Art School's well-equipped studios! Sign-up for your favorite themed workshop from the list below or sign up for section D, which offers enrollment in all three workshops for a reduced rate. All materials provided.

(A) WINTER SCENE PAINTING

Spend the afternoon learning basic painting techniques as we paint a winter scene together. Participants will have all supplies included to take home a finished 11x14 canvas painting.

Corinne Satterlee

Sat (1-day) 1/10 1–3pm
Studio 4 \$70 / Members: \$50

(B) LEGO ART

Young artists will use lego pieces to build unique designs, which will act as a relief printmaking plate. Students will print their own designs with water-based mediums on our mini printing press. A wonderful way to merge interests through exploration of shape, form, color, symmetry, and Legos!

Corinne Satterlee

Sat (1-day) 2/14 1–3pm
Studio 4 \$70 / Members: \$50

(C) SCULPTING FROM A STILL LIFE

Using a still life as inspiration, we will fill baskets with miniature, sculpted fruits made from air dry clay to take home. Students will use their observational skills to recreate textures, colors, shapes, and scale found within the still life. A great class for young artists looking to work with 3D forms.

Corinne Satterlee

Sat (1-day) 3/14 1–3pm
Studio 4 \$70 / Members: \$50

(D) PAINTING, LEGOS & SCULPTING

Sign-up for all three workshops above and explore painting, Lego art, and sculpting for one Saturday each month this winter for a reduced rate.

Corinne Satterlee

Sat (3 wks) 1/10, 2/14, and 3/14 1–3pm
Studio 4 \$145 / Members: \$125

WINTER EXPLORATION FOR GRADES 4-6



Beat the blues and join us on a Saturday this winter to explore artmaking in the Kirk Newman Art School's well-equipped studios! Sign-up for your favorite themed workshop from the list below or sign up for section D, which offers enrollment in all three workshops for a reduced rate. All materials provided.

(A) MIX-AND-MATCH CREATURE BOOK

In this afternoon session we will make a spiral bound flipbook full of animal and/or creature illustrations, which will be split into sections so that the artists can mix and match different combinations. A dragon with the body of a penguin and the legs of a giraffe? The possibilities are endless!

Corinne Satterlee

Sat (1-day) 1/17 1-3pm
Studio 4 \$70 / Members: \$50

(B) DESIGN YOUR OWN TOTE BAG

Customize your own tote bag with hand-drawn or hand painted designs. Create button pins from drawings or other 2D media to personalize it even further! All materials will be provided, but students are welcome to bring in sketches or designs if they have an idea ahead of time.

Corinne Satterlee

Sat (1-day) 2/21 1-3pm
Studio 4 \$70 / Members: \$50

(C) PINHOLE CAMERA PHOTOGRAPHY

Spend the afternoon making your own camera and continue the fun in our wet darkroom for making prints. This project is the beginning of photographic history and will take some engineering skills to be successful.

Corinne Satterlee

Sat (1-day) 3/21 1-3pm
Studio 4 and Darkroom
\$70 / Members: \$50

(D) CREATURE BOOK, TOTE DESIGN & PHOTO

Sign-up for all three workshops above and explore creature book illustration, tote bag design, and pinhole photography for one Saturday each month this winter for a reduced rate.

Corinne Satterlee

Sat (3 wks) 1/17, 2/21, and 3/21
1-3pm
Studio 4 \$145 / Members: \$125

SPRING BREAK ART CAMP: GRADES 1-5

Spring break camp is offered in full and half day options. Students will be introduced to art on view in the galleries to inspire imagination and creativity before working to create their own works of art in the studio. Please send lunch with full day students. Appropriate age and grade strictly enforced.

All sections:

Monday-Friday 3/30-4/3

Camp Faculty

(A) Full Day: 9am-4pm
\$380 / Members: \$360

(B) Half Day: 9am-12pm \$235 / Member \$215

(C) Half Day: 1-4pm \$235 / Member \$215



GRADES 4-8

AROUND THE WORLD IN CLAY

Pack your (imaginary) bags and set off on a creative journey! Students will explore global cultures through clay projects inspired by art, animals, architecture, and traditions from across the globe. Each week, we'll "visit" a new country and create a hand-built project using pinch, slab, or coil techniques. Students will gain skills in sculpting, texture, and design while learning about art around the world.

Sue MacQuarrie

Sat (12 wks) 1/10-3/28 9-11:30am
Studio 7 \$360 / Members: \$340

MIDDLE & HIGH SCHOOL

DRAWING & PAINTING

An independent study oriented class with one-on-one instruction provided with an emphasis on the exploration of visual culture through drawing and painting mediums and subject matter. Students will be encouraged to create artwork that brings out their unique talent and creativity. This class will help students with their own personal vision and many mediums will be covered.

David Yeider

Sat (12 wks) 1/10-3/28 9-11:30am
Studio 6 \$330 / Members: \$310

CLAY ON THE WHEEL

Students will create vessels on the potter's wheel using basic skills and a variety of techniques including hand building. An independent class with one-on-one instruction, developing a personal style will be discussed. Creating pieces using a variety of techniques will be the goal.

Mitzi Davis

Sat (12 wks) 1/10-3/28 12-2:30pm
Studio 5 \$335 / Members: \$315

PHOTOGRAPHY

Students shoot, develop, and print film photos in the KIA's darkroom. Beginning students will master photography's history and fundamentals of composition and design. Advanced students will build upon skills from previous semesters, and work towards building a thematic photo series. Cameras and all materials will be provided.

Emily Walsh

Sat (12 wks) 1/10-3/28 10am-12:30pm
Photography Darkroom
\$330 / Members: \$310

KALAMAZOO INSTITUTE OF ARTS

314 S. Park Street, Kalamazoo, MI 49007
269.349.7775 | kiarts.org

NON-PROFIT ORG
US Postage
PAID
Kalamazoo, MI
Permit No 297

HOLIDAY ART SALE

Thursday, December 4

4–8pm • **Members' Night**

Friday, December 5

4–8pm • Open to all

Saturday, December 6

9am–3pm • Open to all

